



**Our 'Steak' in Australia:  
The Economic Benefits of  
Red Meat Processing 2022**



*There's more to meat  
than meets the eye*

**More to meat**  
than meets the eye

# Executive Summary



The Australian Meat Processor Corporation (AMPC) launched the *More to Meat* campaign in August 2022 to highlight the important role of red meat processors in the communities they operate in.

As a part of the *More to Meat* campaign, AMPC has published this report to highlight the contribution and jobs supported by the red meat processing industry.

The data reveals that **more than one hundred thousand jobs across Australia are underpinned by red meat processors.**

The industry works within communities, supporting farmers, local small businesses, and retailers to deliver world-class red meat that feeds families in Australia and is admired from Japan to the United States.

Data is drawn from a report completed by SG Heilbron Pty Ltd in 2022 and was commissioned by AMPC. Additional 2022 data was drawn from the Australia Bureau of Statistics with internal calculations conducted by AMPC.

The purpose of this report is to provide an analysis of the socio-economic impact of the red meat processing industry nationally and by state.

## Metric Definitions

### Total value added:

The value of output at basic prices minus the value of intermediate consumption at purchasers' prices. The term is used to describe gross product by industry.

### Household income:

Total compensation of employees payable by an enterprise to an employee in return for work.

### Employment:

Total full-time equivalent (FTE) jobs in the industry whereby part-time positions are converted to full-time positions.


### Percentage of workforce:

The calculations are using AMPC's direct employment figures divided by ABS Manufacturing employment data for each state.

*Footnote: ABS Labour Force, Detailed, August 2022, four-quarter averages.*



# Australian Red Meat Processing: Overview



Total employment:


**138,000** (FTE)

The red meat processing industry's contribution to full-time employment in Australia totalled more than 138,000 jobs.

National Manufacturing Workforce:

**1 in 31**

Red meat processing directly employs 1 in 31 Australians who work in the manufacturing sector.



Total contribution to household income:

**\$7.6b**

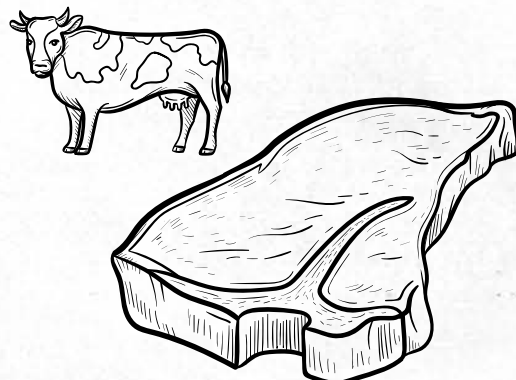
The red meat processing industry's total contribution to household income is estimated to be more than \$7.6 billion.



Total value added:

**\$21b**

The red meat processing industry is estimated to generate more than \$21 billion in industry value added.



# Contents

1. Queensland
2. Victoria
3. New South Wales
4. Western Australia
5. South Australia
6. Tasmania





# Queensland

**Total employment:**

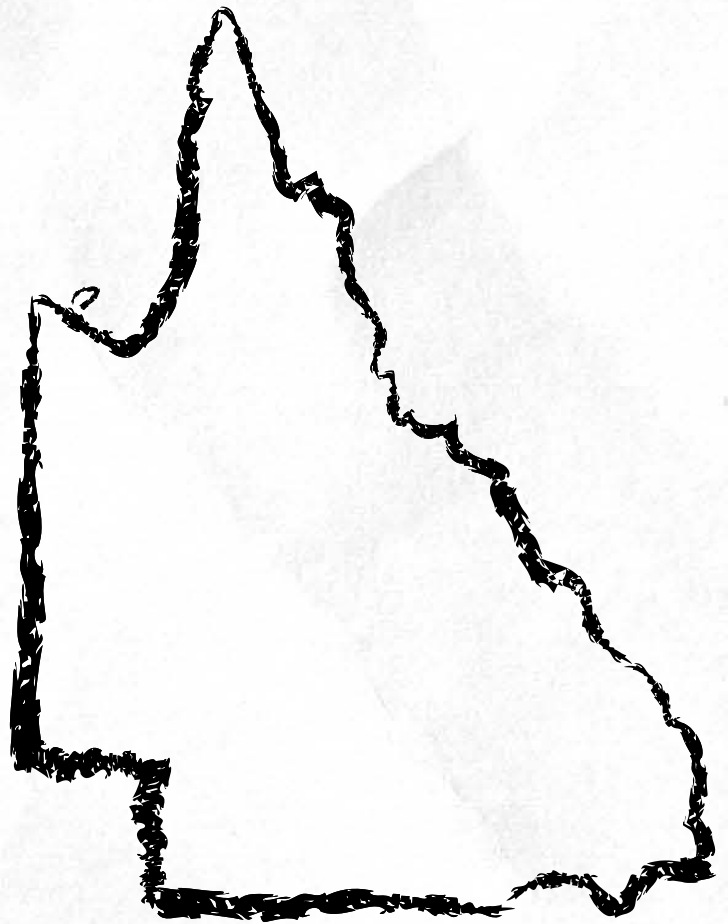
**47,500** (FTE)

The red meat processing industry's contribution to full-time employment in Queensland totalled more than 47,500 jobs.

**Queensland Manufacturing Workforce:**

**1 in 17**

Red meat processing directly employs 1 in 17 Queenslanders who work in the manufacturing sector.



**Total contribution to household income:**

**\$2.2b**

The Queensland red meat processing industry's total contribution to household income is estimated to be more than \$2.2 billion.

**Total value added:**

**\$6.4b**

In total, the Queensland red meat processing industry is estimated to generate more than \$6.4 billion in industry value added.

# Victoria

**Total employment:**

**38,800** (FTE)

The red meat processing industry's contribution to full-time employment in Victoria totalled more than 38,800 jobs.

**Victorian Manufacturing Workforce:**

**1 in 47**

Red meat processing directly employs 1 in 47 Victorians who work in the manufacturing sector.



**Total contribution to household income:**

**\$2b**

The Victorian red meat processing industry's total contribution to household income is estimated to be more than \$2 billion.

**Total value added:**

**\$5.6b**

In total, the Victorian red meat processing industry is estimated to be more than \$5.6 billion in industry value added.





# New South Wales

**Total employment:**

**34,000** (FTE)

The red meat processing industry's contribution to full-time employment in New South Wales totaled more than 34,000 jobs.

**New South Wales  
Manufacturing  
Workforce:**

**1 in 33**

Red meat processing directly employs 1 in 33 New South Wales workers in the manufacturing sector.

**Total contribution to  
household income:**

**\$1.9b**

The New South Wales red meat processing industry's total contribution to household income is estimated to be more than \$1.9 billion.

**Total value added:**

**\$5.1b**

In total, the New South Wales red meat processing industry is estimated to be more than \$5.1 billion in total industry value added.



# Western Australia

**Total employment:**

**8,400** (FTE)

The red meat processing industry's contribution to full-time employment in Western Australia totalled more than 8,400 jobs.

**Western Australian  
Manufacturing  
Workforce:**

**1 in 28**

Red meat processing directly employs 1 in 28 Western Australians who work in the manufacturing sector.



**Total contribution to  
household income:**

**\$470m**

The Western Australian red meat processing industry's total contribution to household income is estimated to be more than \$470 million.

**Total value added:**

**\$1.3b**

In total, the Western Australian red meat processing industry is estimated to generate more than \$1.3 billion in industry value added.





# South Australia

**Total employment:**

**6,000** (FTE)

The red meat processing industry's contribution to full-time employment in South Australia totalled more than 6,000 jobs.

**South Australian  
Manufacturing**

**Workforce:**

**1 in 45**

Red meat processing directly employs 1 in 45 South Australians who work in the manufacturing sector.

**Total contribution to  
household income:**


**\$310m**

The South Australian red meat processing industry's total contribution to household income is estimated to be more than \$310 million.

**Total value added:**

**\$1b**

In total, the South Australian red meat processing industry is estimated to generate more than \$1 billion in industry value added.



# Tasmania

**Total employment:**

**3,470** (FTE)

The Tasmanian red meat processing industry's total contribution to full-time employment in Tasmania totalled 3,470 jobs.

**Tasmanian Manufacturing Workforce:**

**1 in 20**

Red meat processing directly employs 1 in 20 Tasmanians who work in the manufacturing sector.



**Total contribution to household income:**

**\$185m**

The Tasmanian red meat processing industry's total contribution to household income is estimated to be more than \$185 million.

**Total value added:**

**\$620m**

In total, the Tasmanian red meat processing industry is estimated to generate more than \$620 million in industry value added.





# What does this all mean for locals?



"I really enjoy working here, I love the people and the culture is great."



Jade

"I am really grateful for having a job here because this helped me support my daughter in going to uni."



Jean

"Thanks to my job I've been able to create a life, raise three children and buy a house here."



Matt

**More to meat**

than meets the eye

Find out more at

**MoretoMeat.com.au**



AUSTRALIAN MEAT PROCESSOR CORPORATION